

*Calculations were derived from Lidar data.
Height represents all features including vegetation











Savanna

Cypress drain

Cypress drain

Mixed Cypress & Pine

Feature Height (ft)

-  -1-5
-  5-10
-  10-15
-  15-20
-  20-25
-  25-30
-  30-40
-  40-50
-  50-75
-  75+